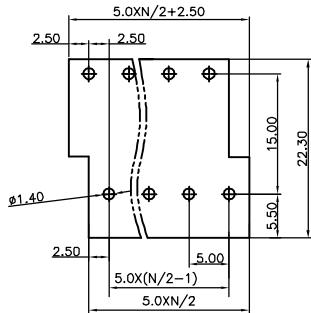
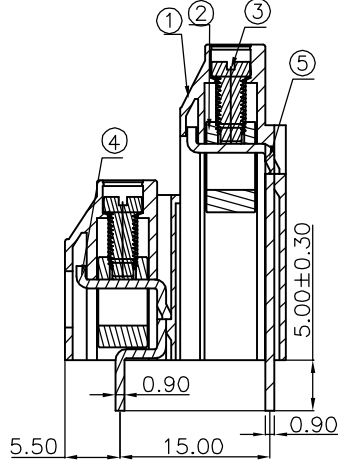
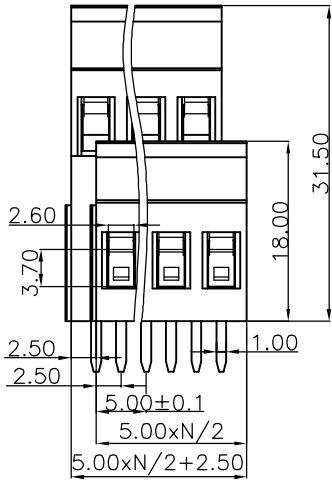
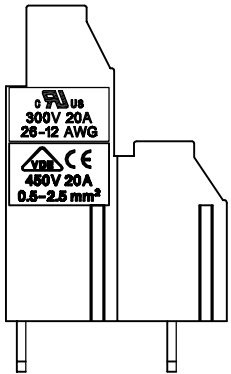
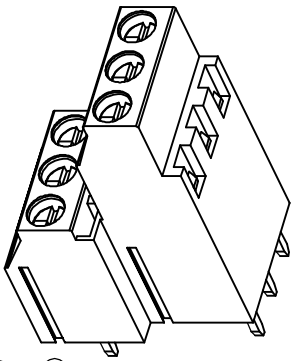
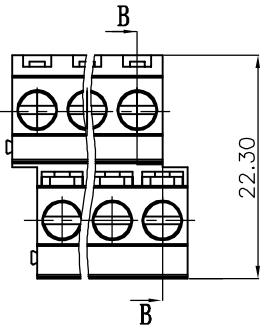


REVISION RECORD

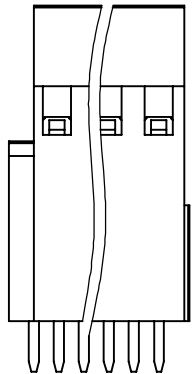
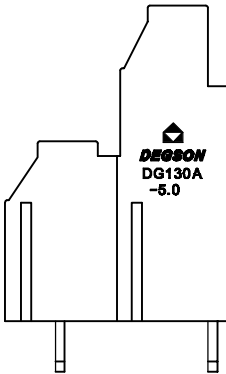
REV	ECO	DESCRIPTION	DRFT	DATE
10-0127		增加UL刻字及参数	Lasting	06/15/10"



PCB LAYOUT (REF)

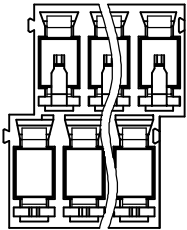


SECTION: B-B




Notes:

1. Pitch:5.0mm ,Poles:4-XXP
2. Rated voltage/current:UL 300V/20A
IEC 450V/20A
3. Operation temperatures:-40℃~+105℃
4. Withstanding Voltage:AC2000V/1min
5. Insulation Resistance:5000MΩ/DC1000V
6. Wire Range:26~12AWG, 0.5~2.5mm²
7. Max. Torque Value:M3, 5.1kgf.cm
8. Undimensioned Tolerances:



Pitch range in mm		Nominal dimension range in mm						
	over 6 to 10	over 10 to 24	over 30 to 60	over 60 to 100	over 100 to 150	over 150		
to 6	±0.10	±0.15	±0.25	±0.2	±0.3	±0.5	±0.7	±1.0

5	DG130H-Pin header	4125B00010 (H)	XX/2	Copper	SnCe plated
4	DG130-Pin header	4087B00010 (H)	XX/2	Brass	SnCe plated
3	DG129-Screws-M3	S000001430 (H)	XX	Steel	Cr ³⁺ Zn
2	DG129-Cage	X000000200 (H)	XX	Brass	Ni plated
1	DG130A-5.0-Housing	4129A0YXXA (H)	1	PA66	UL94V-0
ITEM NAME OF PART		NO. OF PART	Q'TY	MATERIAL	NOTES
DETACHED LISTS	MM (INCH)		DFTO CW	DATE 06/18/09	<div><div>宁波高正电子有限公司 DEGSON ELECTRONICS CO., LTD</div></div> <div>NAME DG130A-5.0-XXP-1Y-00A(H)</div> <div>DRAWING NO. DG130A-5.0-E01</div> <div>SIZE A3</div> <div>REV T1 06/15/10</div> <div>DO NOT SCALE DRAWING</div> <div>SHEET 1 OF 1</div>
	TOLERANCES EXCEPT AS NOTED		CHKD	DATE	
	MM		MFO	DATE	
	.0 ±	±	APPVL	DATE	
	.00 ±	±	MATERIAL :		
	.000 ±	±	ANGLES ± 1°		
	G.E :		FINISH :		
	THIRD ANGLE PROJECTION		SCALE : 1:1		