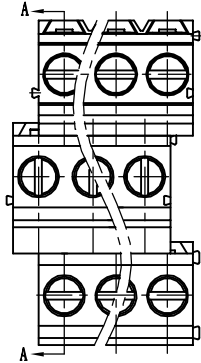
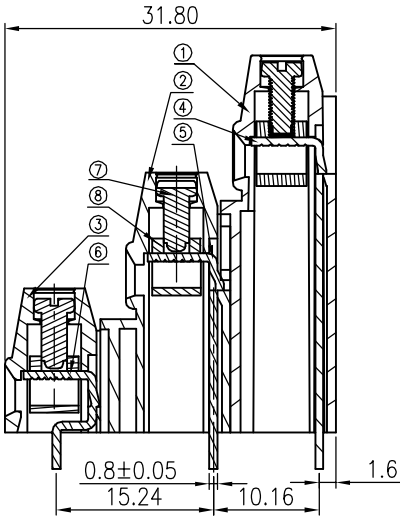
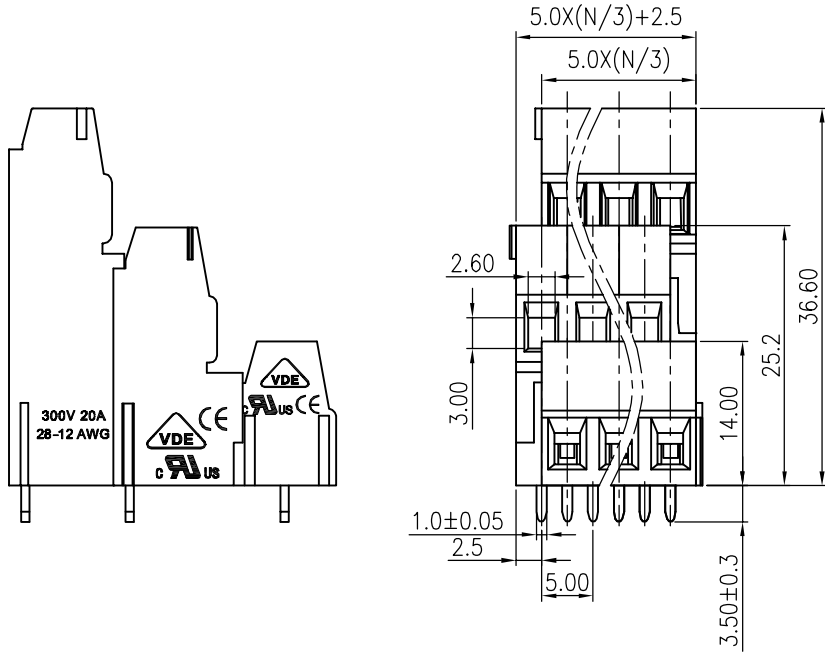


REVISION RECORD				
REV	ECN	DESCRIPTION	DRFT	DATE
△	10-0363	修改技术参数	ZXX	10/28/10*

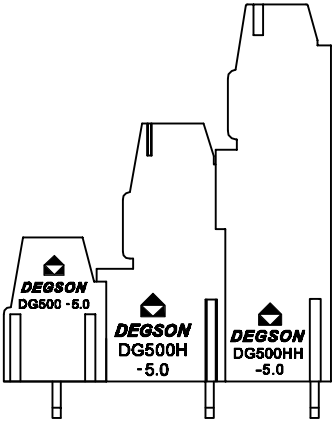


- Notes:
1. Pitch: 5.0mm , Poles: 6-XXP
  2. Rated voltage/current: UL 300V/15A △  
VDE 250V/24A
  3. Operation temperatures: -40℃~+105℃
  4. Withstanding Voltage: AC2000V/1Min
  5. Insulation Resistance: 5000MΩ/DC1000V
  6. Wire Range: 24~12AWG, 2.5mm<sup>2</sup>
  7. Max. Torque Value: M2.5, 4.08kgf.cm
  8. Undimensioned Tolerances:




Pitch range in mm		Nominal dimension range in mm					
to 6	over 6 to 10	over 10 to 24	to 30	over 30 to 60	over 60 to 100	over 100 to 150	—
±0.10	±0.15	±0.25	±0.2	±0.3	±0.5	±0.7	±1.0



SECTION A-A



8	DG128 Wire guard	X000000020 (H)	XX	Brass	Ni plated
7	DG128"-Screws	S000001460 (H)	XX	Steel	Cr <sup>3+</sup> Zn
6	DG128-Pin	4027B00010 (H)	XX/3	Brass	SnCe
5	DG500H-Pin header	4038B00010 (H)	XX/3	Brass	SnCe
4	DG500HH-Pin header	4060B00010 (H)	XX/3	Brass	SnCe
3	DG500-5.0-Housing	4045A0Y (XX/3) A(H)	1	PA66	UL94V-0
2	DG500H-5.0-Housing	4037A0Y (XX/3) A(H)	1	PA66	UL94V-0

1	DC500HH-5.0 Housing	4059A0Y (XX/3) A(H)	1	PA66	UL94V-0	
ITEM	NAME OF PART	NO. OF PART	Q'TY	MATERIAL	NOTES	
DETACHED LISTS	 MM (INCH)	DFTD L/H	DATE 02/10/09*			
	TOLERANCES EXCEPT AS NOTED	CHKD	DATE			
		MFD	DATE			
		APPVL	DATE			
	 MM .0 ±                    ± .00 ±                   ± .000 ±                 ±	NAME DG500A3-5.0-XXP-1Y-00A(H)				
		DRAWING NO. DG500A3-5.0-E01				SIZE A4
		/PART NO.				REV T1 10/28/10*
	 THIRD ANGLE PROJECTION	ANGLES ± 1°	G.E :	DO NOT SCALE DRAWING		
		FINISH:	SCALE : 1:1		SHEET 1	OF 1