

P4AFC3.3AS ~ P4AFC220AS Series

Transient Voltage Suppressor

Voltage	3.3~220 V	Power	400 W
----------------	------------------	--------------	--------------

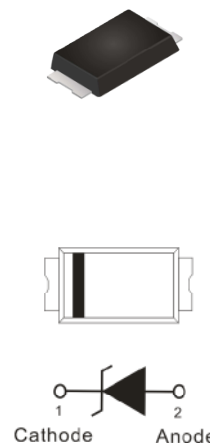
Features

- Small plastic package suitable for surface-mounted design
- Very low package height: 1 mm
- Excellent clamping capability
- High temperature soldering : 260°C/10 seconds at terminals
- Lead free in compliance with EU RoHS 2.0
- Green molding compound as per IEC 61249 standard

Mechanical Data

- Case : Molded plastic, SMAF-C
- Terminals : Solder plated, solderable per MIL-STD-750, Method 2026
- Approx. Weight : 0.0012 ounces, 0.034 grams

SMAF-C



Maximum Ratings and Thermal Characteristics (T_A = 25 °C unless otherwise noted)

PARAMETER	SYMBOL	LIMIT	UNITS
Peak Pulse Power Dissipation(tp=10/1000us) ^(Note 1,2)	P _{PP}	400	W
Peak Forward Surge Current (8.3ms single half sine-wave)	I _{FSM}	40	A
Peak Pulse Current on tp=10/1000us Waveform ^(Note1, Fig.2)	I _{PPM}	See next table	A
Power Dissipation on Infinite Heat Sink at T _L = 50 °C	P _D	3.3	W
ESD IEC61000-4-2(Air)	V _{ESD}	±30	kV
ESD IEC61000-4-2(Contact)		±30	
Typical Thermal Resistance Junction to Ambient ^(Note 3)	R _{θJA}	150	°C/W
Operating Junction Temperature Range	T _J	-55 to +150	°C
Storage Temperature Range	T _{STG}	-55 to +150	°C

Notes : 1. Non-repetitive current pulse, per Fig.3 and derated above T_A=25°C per Fig.2

2. Mounted on 1 inch square copper pads to each terminal.

3. Mounted on a FR4 PCB, single-sided copper, standard footprint.

4. A transient suppressor is selected according to the working peak reverse voltage(V_{RWM}), which should be equal to or greater than the DC or continuous peak operation voltage level.

5. TVS is a transient protection device, it is strongly recommended not to use as a Zener.



P4AFC3.3AS ~ P4AFC220AS Series

Electrical Characteristics ($T_A = 25^\circ\text{C}$ unless otherwise noted)

Part Number	V _{RWM} (Note 4)	V _{BR}			I _R @V _{RWM}	V _C @I _{PP}		Marking Code
		Min.	Max.	I _T		Max.		
	V	V	V	mA	uA	V	A	
P4AFC3.3AS	3.3	5.2	6	10	600	8.5	47	4S3V3
P4AFC5.0AS	5	6.4	7	10	400	9.2	43.5	4S5V0
P4AFC6.0AS	6	6.67	7.37	10	400	10.3	38.8	4S6V0
P4AFC6.5AS	6.5	7.22	7.98	10	250	11.2	35.7	4S6V5
P4AFC7.0AS	7	7.78	8.6	10	100	12	33.3	4S7V0
P4AFC7.5AS	7.5	8.33	9.21	1	50	12.9	31	4S7V5
P4AFC8.0AS	8	8.89	9.83	1	25	13.6	29.4	4S8V0
P4AFC8.5AS	8.5	9.44	10.82	1	10	14.4	27.7	4S8V5
P4AFC9.0AS	9	10	11.5	1	5	15.4	26	4S9V0
P4AFC10AS	10	11.1	12.8	1	5	17	23.5	4S10
P4AFC11AS	11	12.2	14	1	1	18.2	22	4S11
P4AFC12AS	12	13.3	15.3	1	1	19.9	20.1	4S12
P4AFC13AS	13	14.4	16.5	1	1	21.5	18.6	4S13
P4AFC14AS	14	15.6	17.9	1	1	23.2	17.2	4S14
P4AFC15AS	15	16.7	19.2	1	1	24.4	16.4	4S15
P4AFC16AS	16	17.8	20.5	1	1	26	15.3	4S16
P4AFC17AS	17	18.9	21.7	1	1	27.6	14.5	4S17
P4AFC18AS	18	20	23.3	1	1	29.2	13.7	4S18
P4AFC20AS	20	22.2	25.5	1	1	32.4	12.3	4S20
P4AFC22AS	22	24.4	28	1	1	35.5	11.2	4S22
P4AFC24AS	24	26.7	30.7	1	1	38.9	10.3	4S24
P4AFC26AS	26	28.9	33.2	1	1	42.1	9.5	4S26
P4AFC28AS	28	31.1	35.8	1	1	45.4	8.8	4S28
P4AFC30AS	30	33.3	38.3	1	1	48.4	8.3	4S30
P4AFC33AS	33	36.7	42.2	1	1	53.3	7.5	4S33
P4AFC36AS	36	40	46	1	1	58.1	6.9	4S36
P4AFC40AS	40	44.4	51.1	1	1	64.5	6.2	4S40
P4AFC43AS	43	47.8	54.9	1	1	69.4	5.7	4S43
P4AFC45AS	45	50	57.5	1	1	72.7	5.5	4S45
P4AFC48AS	48	53.3	61.3	1	1	77.4	5.2	4S48
P4AFC51AS	51	56.7	65.2	1	1	82.4	4.9	4S51
P4AFC54AS	54	60	69	1	1	87.1	4.6	4S54
P4AFC58AS	58	64.4	74.1	1	1	93.6	4.3	4S58
P4AFC60AS	60	66.7	76.7	1	1	96.8	4.1	4S60
P4AFC64AS	64	71.1	81.8	1	1	103	3.9	4S64
P4AFC70AS	70	77.8	89.5	1	1	113	3.5	4S70
P4AFC75AS	75	83.3	95.8	1	1	121	3.3	4S75



P4AFC3.3AS ~ P4AFC220AS Series

Electrical Characteristics ($T_A = 25^\circ\text{C}$ unless otherwise noted)

Part Number	V _{RWM} (Note 4)	V _{BR}			I _R @V _{RWM}	V _C @I _{PP}		Marking Code
		Min.	Max.	I _T		Max.		
	V	V	V	mA	uA	V	A	
P4AFC78AS	78	86.7	99.7	1	1	126	3.2	4S78
P4AFC85AS	85	94.4	108.2	1	1	137	2.9	4S85
P4AFC90AS	90	100	115.5	1	1	146	2.7	4S90
P4AFC100AS	100	111	128	1	1	162	2.5	4S100
P4AFC110AS	110	122	140.5	1	1	177	2.3	4S110
P4AFC120AS	120	133	153	1	1	193	2	4S120
P4AFC130AS	130	144	165.5	1	1	209	1.9	4S130
P4AFC150AS	150	167	192.5	1	1	243	1.6	4S150
P4AFC160AS	160	178	205	1	1	259	1.5	4S160
P4AFC170AS	170	189	217.5	1	1	275	1.4	4S170
P4AFC180AS	180	198	221	1	1	291	1.4	4S180
P4AFC190AS	190	209	233	1	1	307	1.3	4S190
P4AFC200AS	200	220	246	1	1	324	1.2	4S200
P4AFC220AS	220	246	272	1	1	356	1.1	4S220



P4AFC3.3AS ~ P4AFC220AS Series

TYPICAL CHARACTERISTIC CURVES

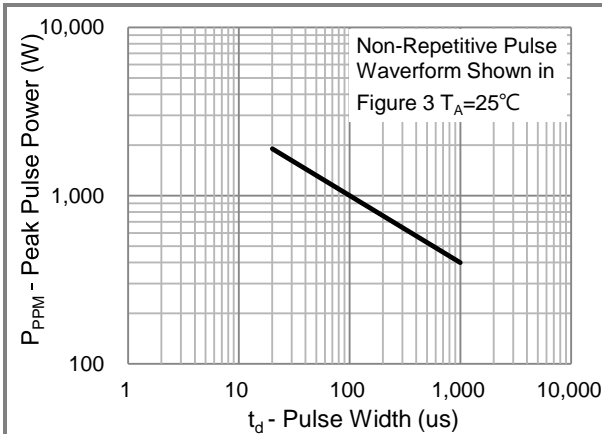


Fig.1 Pulse Power Rating Curve

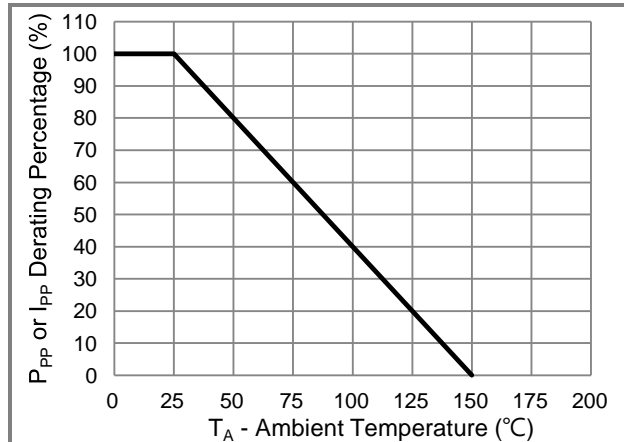


Fig.2 Derating Curve

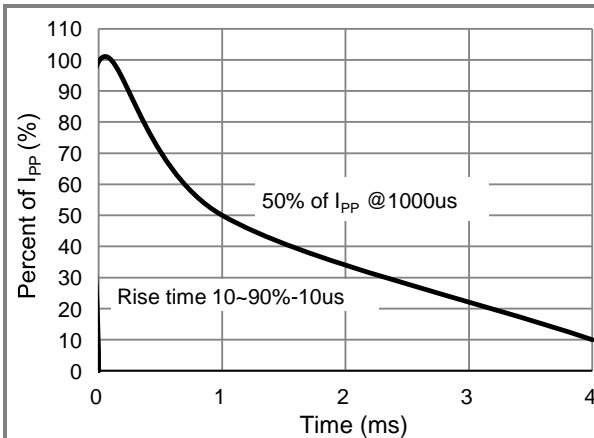


Fig.3 10/1000us Pulse Waveform

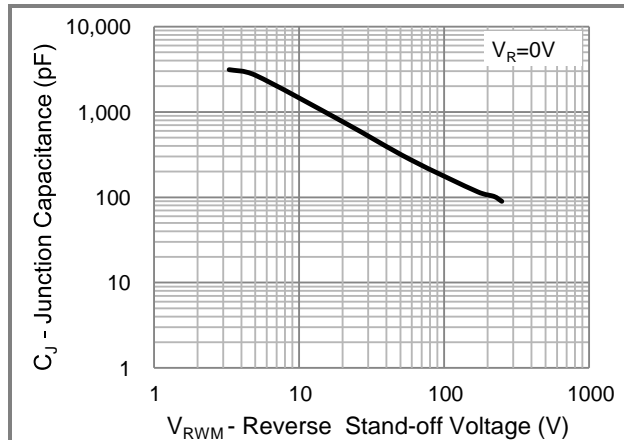


Fig.4 Typical Capacitance

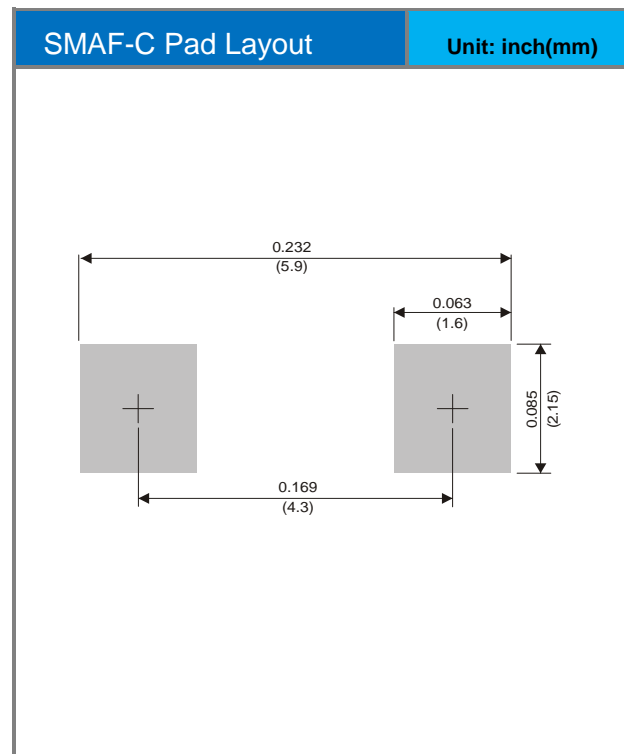
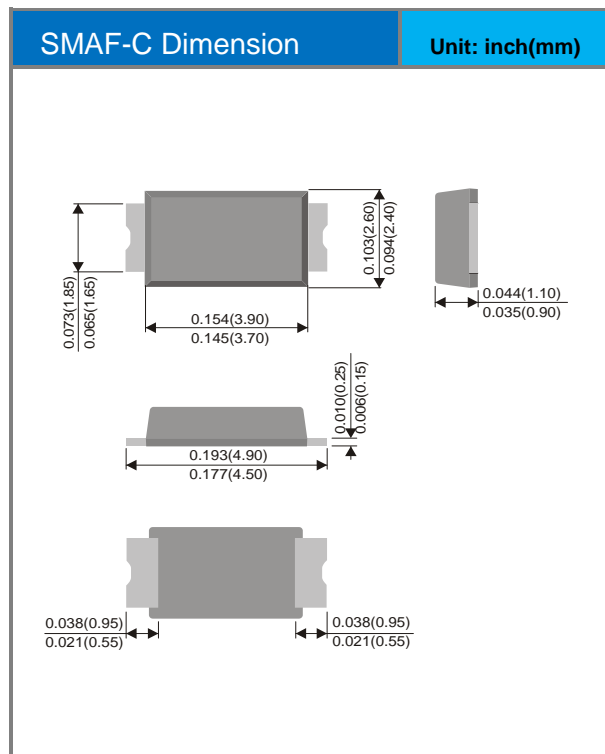


P4AFC3.3AS ~ P4AFC220AS Series

Part No. Packing Code Version

Part No. Packing Code	Package Type	Packing Type	Marking	Version
P4AFCxxxAS_R1_00001	SMAF-C	3K pcs / 7" reel	See Table	Halogen free

Packaging Information & Mounting Pad Layout





P4AFC3.3AS ~ P4AFC220AS Series

Disclaimer

- Reproducing and modifying information of the document is prohibited without permission from Panjit International Inc..
- Panjit International Inc. reserves the rights to make changes of the content herein the document anytime without notification. Please refer to our website for the latest document.
- Panjit International Inc. disclaims any and all liability arising out of the application or use of any product including damages incidentally and consequentially occurred.
- Panjit International Inc. does not assume any and all implied warranties, including warranties of fitness for particular purpose, non-infringement and merchantability.
- Applications shown on the herein document are examples of standard use and operation. Customers are responsible in comprehending the suitable use in particular applications. Panjit International Inc. makes no representation or warranty that such applications will be suitable for the specified use without further testing or modification.
- The products shown herein are not designed and authorized for equipments requiring high level of reliability or relating to human life and for any applications concerning life-saving or life-sustaining, such as medical instruments, transportation equipment, aerospace machinery et cetera. Customers using or selling these products for use in such applications do so at their own risk and agree to fully indemnify Panjit International Inc. for any damages resulting from such improper use or sale.
- Since Panjit uses lot number as the tracking base, please provide the lot number for tracking when complaining.