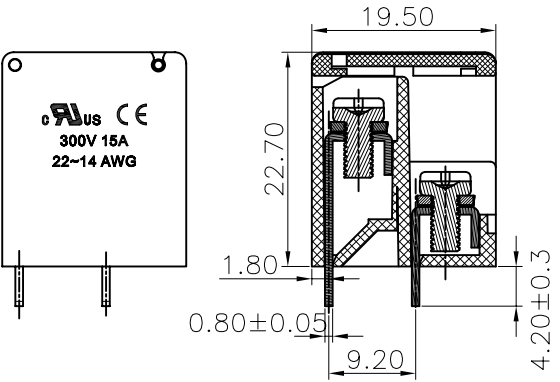
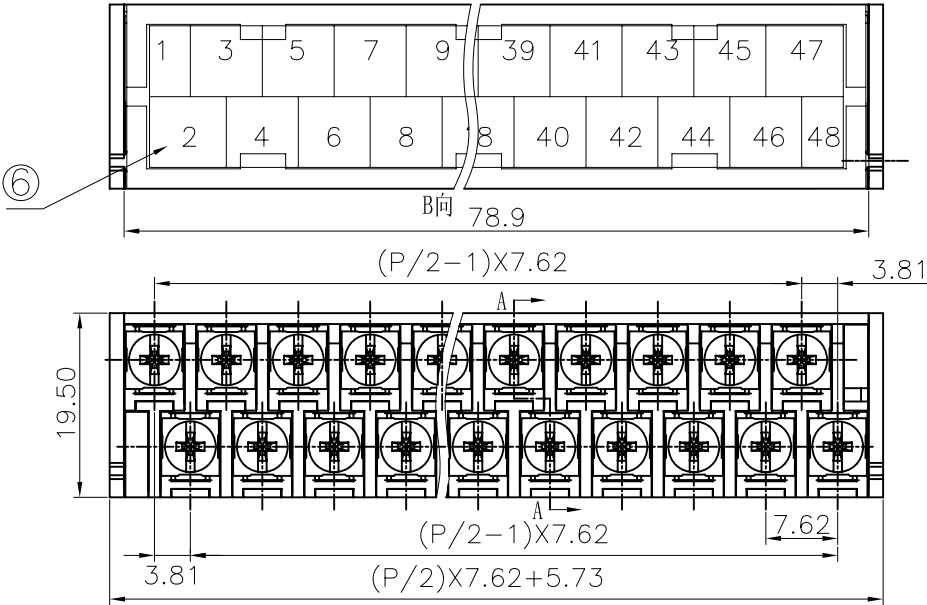


REVISION RECORD				
REV	ECO	DESCRIPTION	DRFT	DATE
△		Drawing revise	WF	12/30/06
△		品名、料号增加环保标识“(H)”	Ye.j	12/08/07
△		更新图画	L.JH	05/21/08
△		最短线由8P改为6P	YHG	06/16/09
△	0200-024	修改图画	ZYH	07/15/09

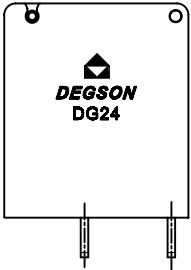
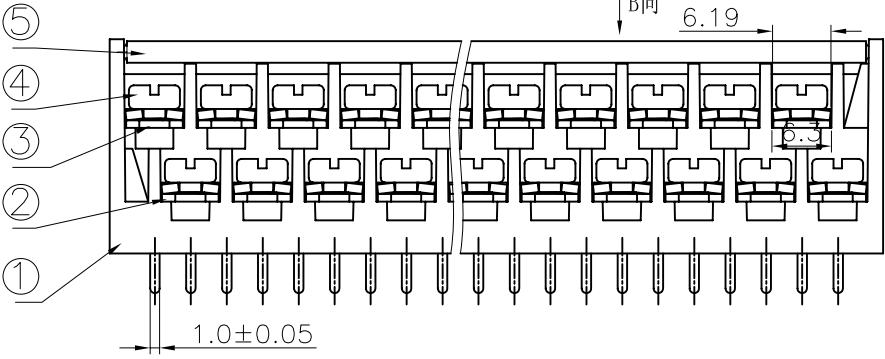
Notes:

1. Pitch: 7.62mm , △
Poles: 6, 8, 12, 16, 20, 26, 30, 36, 48P
2. Rated voltage/current: UL 300V/15A
IEC 250V/17.5A
3. Operation temperatures: -40°C ~ +105°C
4. Withstanding Voltage: AC2000V/1Min
5. Insulation Resistance: 500MΩ / DC500V
6. Wire Range: 14~22AWG, 1.5mm²
7. Max. Torque Value: M3, 5.1kgf.cm
8. Undimensioned Tolerances:


Pitch range in mm			Nominal dimension range in mm					
to 6	over 6 to 10	over 10 to 24	to 30	over 30 to 60	over 60 to 100	over 100 to 150	over 150	—
±0.10	±0.15	±0.25	±0.2	±0.3	±0.5	±0.7	±1.0	0.05/10



SECTION A-A



6	DG24-Label	△ 5017TXX001(H)	1	Paper	
5	DG24-1-B-XXP-17-00A Cover	△ 5017C07XXA(H)	1	PC	UL94V-2
4	M3*6 (6*6) Bright screws	S000000450(H)	XX	Steel	Ni plated
3	DG24-1 Long Pin header	5017B00030(H)	XX/2	Brass	SnCe plated
2	DG24-1 Short Pin header	5017B00040(H)	XX/2	Brass	SnCe plated

1	DG24-1-B-XXP-1Y-00A Housing	5017A0YXXA(H)	1	PA66+23%GF	UL94V-0	
ITEM	NAME OF PART	NO. OF PART	Q"TY	MATERIAL	NOTES	
DETACHED LISTS	<div>← MM (INCH) →</div>		DFTO Zhuwm	DATE 11/14"05		
	TOLERANCES EXCEPT AS NOTED		CHKD	DATE		
	<div>MM</div> <div>.0 ±</div> <div>.00 ±</div> <div>.000 ±</div> <div>±</div> <div>±</div> <div>±</div>		MFO	DATE		
			APPVL	DATE		
	ANGLES ± 1°		G.E :		<div><div></div><div>NAME</div><div>DG24-1-B-XXP-1Y-00A(H)</div></div> <div>DRAWING NO. DG24-1-E01</div> <div>/PART NO.</div> <div>SHEET 1 OF 1</div>	
	THIRD ANGLE PROJECTION		SCALE : 1:1			
	DO NOT SCALE DRAWING					
			SHEET 1		OF 1	