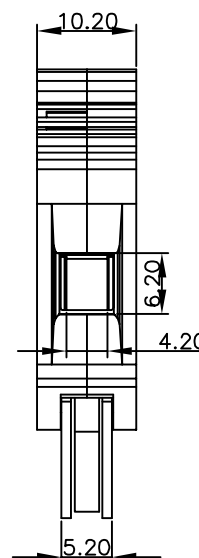
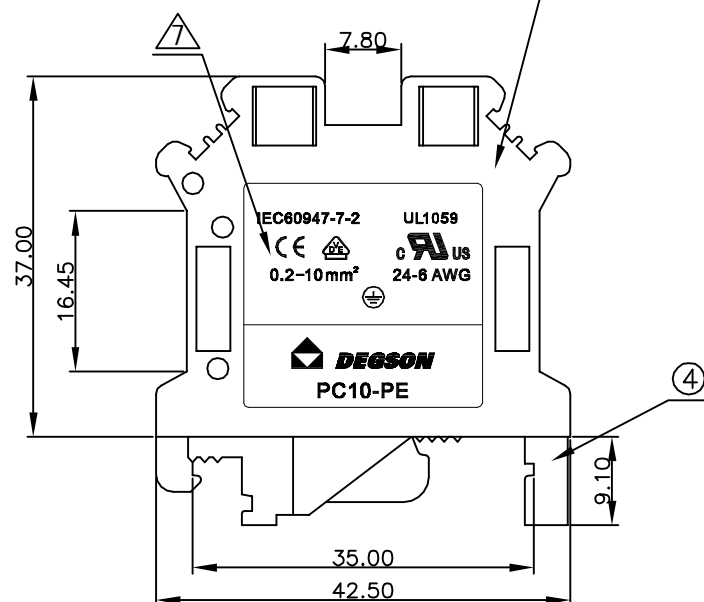
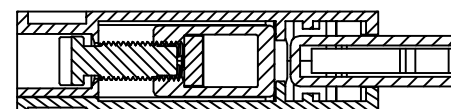
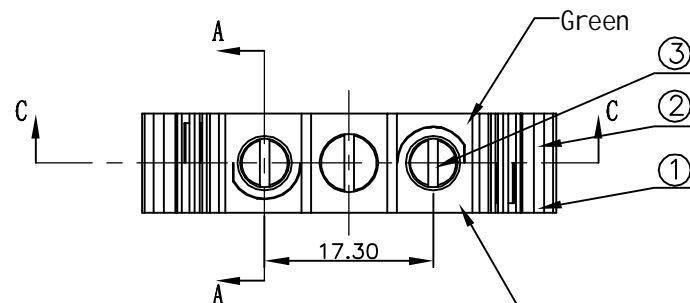


REVISION RECORD					
REV	ECO	DESCRIPTION	DRFT	DATE	
△		Drawing Revise	WF	11/11/06"	
△		PC10端子块改为PC10-PE端子块 料号由10000001290改为10000001290	WF	11/23/06"	
△		品名、料号增加环保标示“(H)”	LJH	12/10/07"	
△		增加VDE刻字及参数	Zengy	08/23/08"	

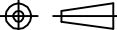


Notes:

1. Thickness: 10.2mm
2. Operation temperatures: -40°C ~ +105°C
3. Wire Range: 24~6AWG, 0.2~10mm<sup>2</sup>
4. Max. Torque Value: M4, 12.24kgf.cm
5. Undimensioned Tolerances:

Pitch range in mm			Nominal dimension range in mm					
to 6	over 6 to 10	over 10 to 24	to 30	over 30 to 60	over 60 to 100	over 100 to 150	over 150	—
±0.10	±0.15	±0.25	±0.2	±0.3	±0.5	±0.7	±1.0	0.05/10

△	5	PC10-PE-BRASS CAGE	X000001290 (H)	2	Brass	Ni plated
	4	PC10-PE-GROUNDING PART	6008B00010 (H)	1	Steel	Zn plated

3	PC6-SCREW	S000001490 (H)	2	Brass	Ni plated	
2	PC10-PE-HOUSING	6008A0401A (H)	1	PA66	UL94V-0	
1	PC10-PE-HOUSING	6008A0801A (H)	1	PA66	UL94V-0	
ITEM		NAME OF PART	NO. OF PART	Q'TY	MATERIAL	NOTES
DETACHED LISTS	<div>MM (INCH)</div>		DFTO longle		DATE 01/10/05	
	TOLERANCES EXCEPT AS NOTED		CHKD		DATE	
			MFO		DATE	
			APPVL		DATE	
	<div>MM</div> <div>.0 ± .00 ± .000 ±</div> <div>± ± ±</div>		MATERIAL :		NAME PC10-PE-01P-1Y-00A(H)	
	ANGLES ± 1°		G.E :		DRAWING NO. PC10-PE-E01	
	<div></div> <div>THIRD ANGLE PROJECTION</div>		FINISH :		/PART NO.	
			SCALE : 1:1		DO NOT SCALE DRAWING	
				SIZE A3		REV 17
				08/23/08		
				SHEET 1		OF 1