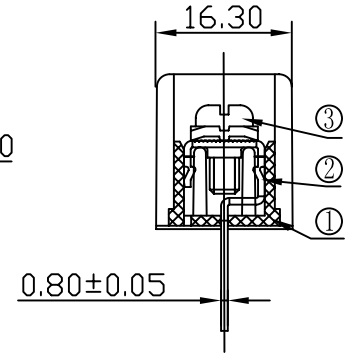
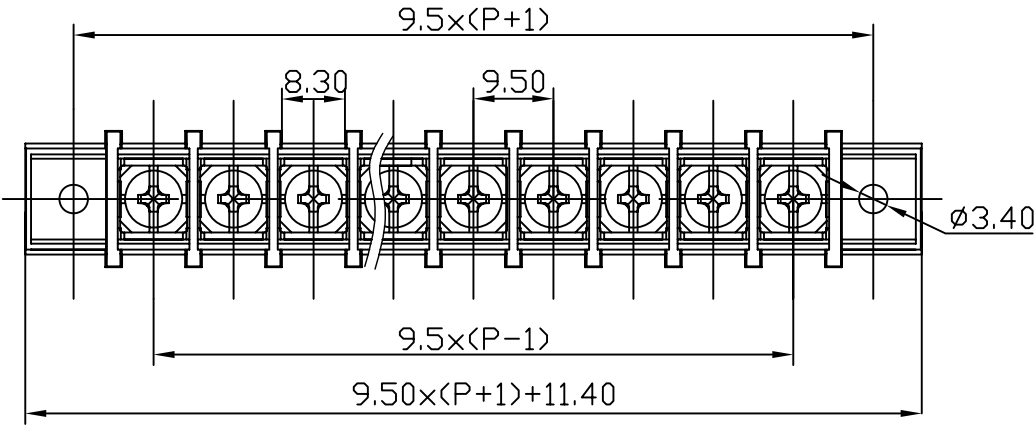


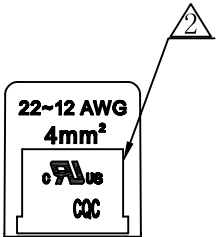
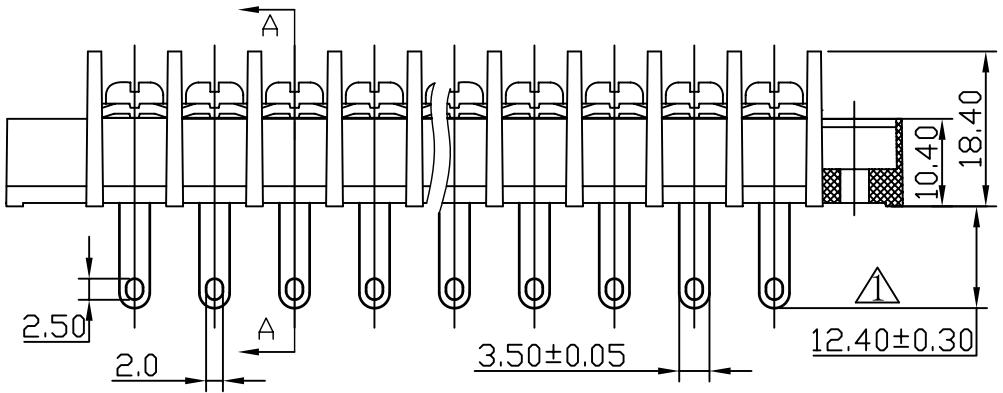
REVISION RECORD					
REV	ECD	DESCRIPTION	DRFT	DATE	
1		出册尺寸由12.1±0.10mm变更为12.4±0.30mm	CSX	06/12/05	
2		增加UL刻字	CSX	07/05/06	
3		品名、料号增加环保标识“(H)”	Yej	12/08/07	




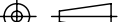
Section A-A

Notes:

- 1.Pitch:9.5mm Poles:2-24P
- 2.Rated current:25A
- 3.Rated voltage:300V
- 4.Operation temperatures:-40° C~+105° C
5. Insulation Withstand Voltage:AC2000V/1min
6. Insulation Resistance:500MΩ/DC500V
7. Wire Range:22~12AWG
8. Max. Torque Value:12.24kgf.cm
- 9.Undimensioned Tolerances:



3	4*8 Bright Screws	S000000570 (H)	XX	Steel	Ni Plated
2	DG45H-Pin header	5003B00040 (H)	XX	Brass	SnCe

1	DG45H-A-00A-Housing	5003MOYXXA (H)	1	PA66	UL94V-0			
ITEM	NAME OF PART	NO. OF PART	Q"TY	MATERIAL	NOTES			
DETACHED LISTS	<div>← MM (INCH) →</div>		DFTD JANNY	DATE 11/03/03"				
	TOLERANCES EXCEPT AS NOTED		CHKD	DATE				
			MFD	DATE				
			APPVL	DATE				
	MM .0 ± ± .00 ± ± .000 ± ±		<div> 宁波高正电子有限公司 DEGSON ELECTRONICS CO., LTD</div> <div>NAME DG45H-A-XXP-1Y-00A(H)</div>					
	ANGLES ± 1°						G.E :	
							FINISH:	
	THIRD ANGLE PROJECTION		SCALE : 1:1		DO NOT SCALE DRAWING			
				SHEET 1		OF 1		
				DRAWING NO. DG45H-E03		SIZE A3		
			/PART NO.		REV T3 12/08/07"			